

PATGPS-F3F6G-100-1ZM

Engineering Specification

1. Typical Electrical Properties :

GPS L1 :

Characteristics	Specification	Unit	Conditions
Frequency	1525-1605	MHz	Note : (1)
Gain	1.0 typ.	dBic	
Axial Ratio	<4	dB	
S ₁₁	≤-10	dB	
Polarization	RHCP		
Frequency Temperature Coefficient	0±20	ppm/°C	-40°C to +85°C

GPS L2 :

Characteristics	Specification	Unit	Conditions
Frequency	1215-1255	MHz	Note : (1)
Gain	1.0 typ.	dBic	
Axial Ratio	<4	dB	
S ₁₁	≤-10	dB	
Polarization	RHCP		
Frequency Temperature Coefficient	0±20	ppm/°C	-40°C to +85°C

Note : (1) Patch Antenna is located on 70x70 mm Ground
 PATGPS-F3F6G-100-1ZM, G : Green parts (RoHS compliance)
 -100 are the code of project number, -1ZM show of appendix

UNLESS OTHER SPECIFIED TOLERANCES ON :

X= X.X= X.XX=

ANGLES= HOLEDIA=

SCALE : UNIT : mm

DRAWN BY:王瑞娟 CHECKED BY: 楊鈞凱

DESIGNED BY:賴右城 APPROVED BY: 李守仁



INPAQ TECHNOLOGY CO., LTD.

THIS DRAWINGS AND SPECIFICATIONS ARE THE PROPERTY OF INPAQ TECHNOLOGY CO.,LTD.AND SHALL NOT BE REPRODUCED OR USED AS THE BASIS FOR THE MANUFACTURE OR SALE OF APPARATUS OR DEVICES WITHOUT PERMISSION

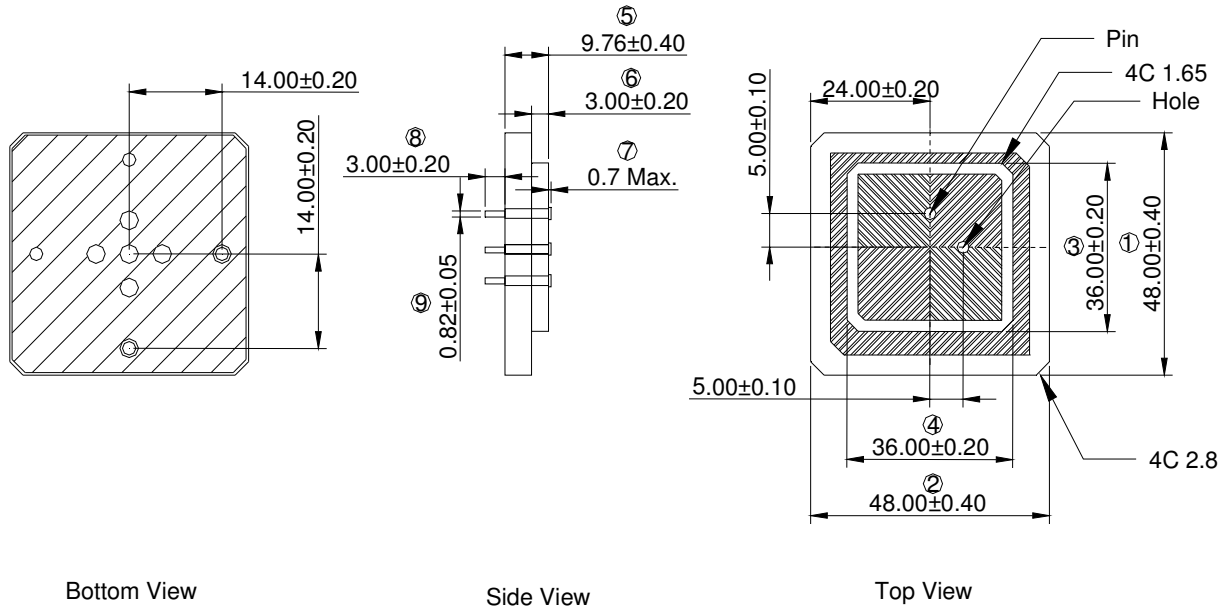
TITLE : PATGPS-F3F6G-100-1ZM
 ENGINEERING SPECIFICATION

DOCUMENT
 NO.

ENS000010630

SPEC REV.
 P0

2. Dimension :

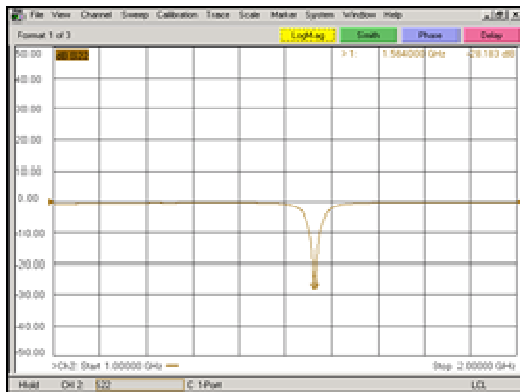


Unit: mm

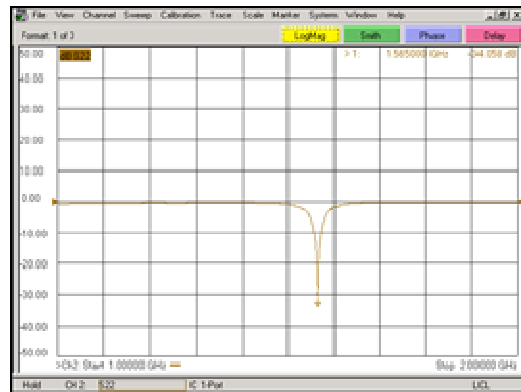
Note: These 1~9 Balloons are important dimension, the others are reference dimension.

3. Patch Antenna Performance and Characteristic Data on 70x70mm Ground :

3.1 Smith Chart/S₁₁



Feed A



Feed B

UNLESS OTHER SPECIFIED TOLERANCES ON :

X= X.X= X.XX= ANGLES= HOLEDIA=

SCALE : UNIT : mm

DRAWN BY: 王瑞娟 CHECKED BY: 楊鈞凱

DESIGNED BY: 賴右城 APPROVED BY: 李守仁

TITLE : PATGPS-F3F6G-100-1ZM ENGINEERING SPECIFICATION

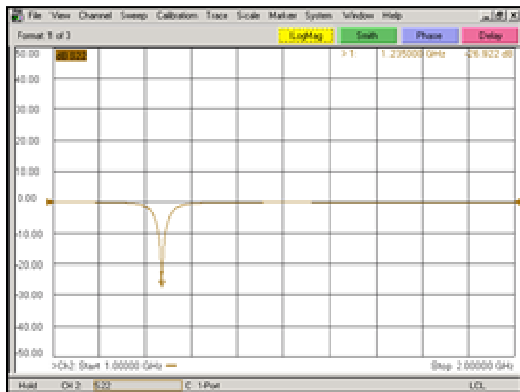


INPAQ TECHNOLOGY CO., LTD.

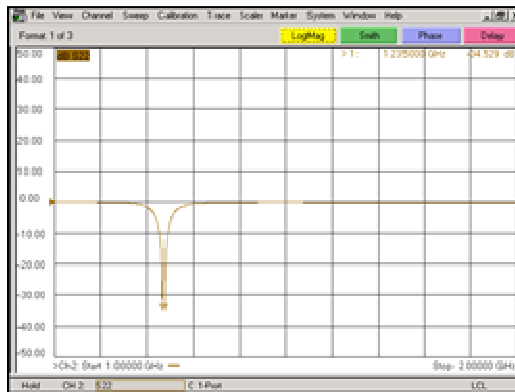
THIS DRAWINGS AND SPECIFICATIONS ARE THE PROPERTY OF INPAQ TECHNOLOGY CO.,LTD.AND SHALL NOT BE REPRODUCED OR USED AS THE BASIS FOR THE MANUFACTURE OR SALE OF APPARATUS OR DEVICES WITHOUT PERMISSION

DOCUMENT NO. ENS000010630

SPEC REV. P0


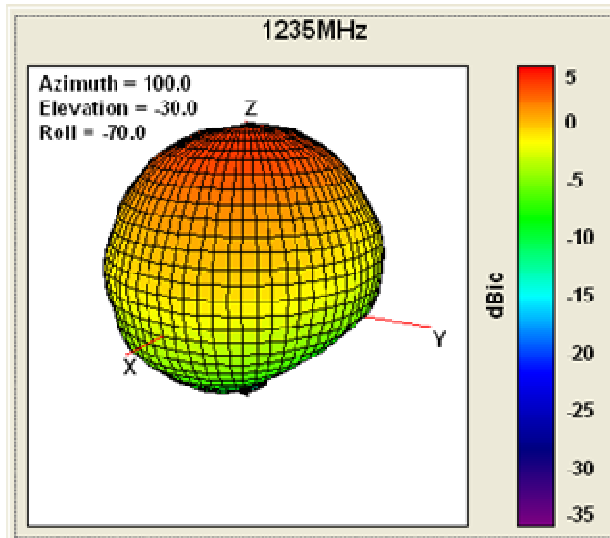
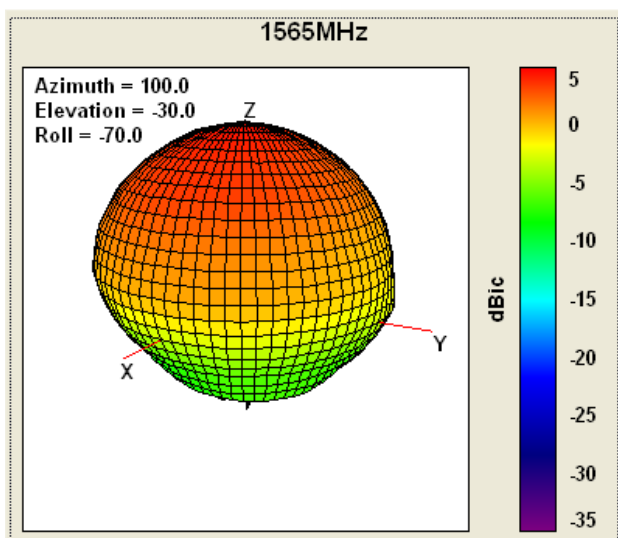


Feed A



Feed B

3.2 3D Circular Polarization Gain Pattern : RHCP (Unit : dBic)



UNLESS OTHER SPECIFIED TOLERANCES ON :

X= X.X= X.XX= ANGLES= HOLEDIA=

SCALE : UNIT : mm

DRAWN BY:王瑞娟 CHECKED BY: 楊鈞凱

DESIGNED BY:賴右城 APPROVED BY: 李守仁

TITLE : PATGPS-F3F6G-100-1ZM
 ENGINEERING SPECIFICATION



INPAQ TECHNOLOGY CO., LTD.

THIS DRAWINGS AND SPECIFICATIONS ARE THE PROPERTY OF INPAQ TECHNOLOGY CO.,LTD.AND SHALL NOT BE REPRODUCED OR USED AS THE BASIS FOR THE MANUFACTURE OR SALE OF APPARATUS OR DEVICES WITHOUT PERMISSION

DOCUMENT NO. ENS000010630

SPEC REV. P0

4. Explanation of Appendix :

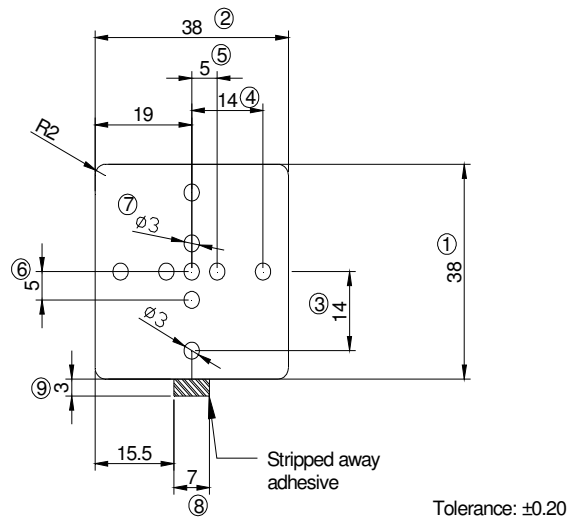
PATGPS-F3F6G-100-1ZM
(1)(2)(3)

(1) Pin = 3 mm

(2) Adhesive Tape for Customer **Z** 38×38mm

Adhesive Transfer Tape Specification

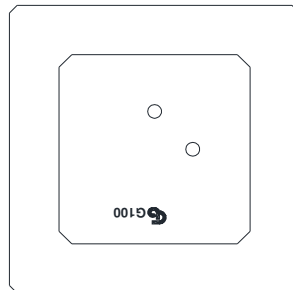
- 2.1 TAPE : Nitto 5000NS 38x38x0.16mm
- 2.2 Thickness : 0.16mm
- 2.3 Release Liner : 0.1mm (typ.) printed paper or paper
- 2.4 Dimension : mm



(3) Option appendix **M** Marking

Marking configuration

- 3.1 Logo **G** for INPAQ Logo
- 3.2 Type **G** for green product antenna
- 3.3 Three digits **100** are the code of our project number



UNLESS OTHER SPECIFIED TOLERANCES ON :		 INPAQ TECHNOLOGY CO., LTD.
X=	X.X=	
ANGLES=		HOLEDIA=
SCALE :	UNIT : mm	
DRAWN BY: 王瑞娟	CHECKED BY: 楊鈞凱	
DESIGNED BY: 賴右城	APPROVED BY: 李守仁	
TITLE : PATGPS-F3F6G-100-1ZM ENGINEERING SPECIFICATION		DOCUMENT NO. ENS000010630
		SPEC REV. P0