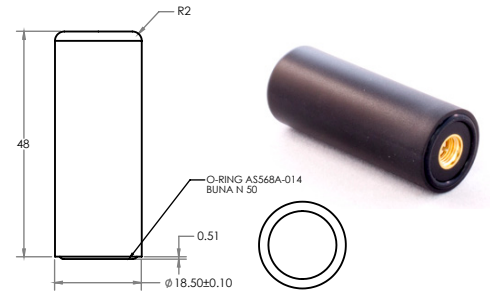


# M1516HCT-P-SMA

## L1 GPS GLONASS PASSIVE ANTENNA

Ordering Part #: 100-00002-02



### Description

The M1516HCT-P-SMA is a dual band, high performance antenna designed for both GPS and GLONASS, and built on Maxtena proprietary Helicore® technology. This technology provides exceptional pattern control, polarization purity and high efficiency in a very compact form factor. The M1516HCT-P-SMA is a screw-on design, featuring an integrated SMA connector. The ultra light design is rated IP-67 when mounted for added protection. This product is ideal for applications requiring high quality reception of both GPS and GLONASS signals.

### Mechanical Specifications

dimensions are in mm

### Features

- Very low axial ratio
- IP-67 mounted
- Ultra light weight - 11 grams
- Ground plane independent

### Electrical Specifications

Parameter	Design Specifications
Frequency	1575 MHz (GPS) 1602 MHz (GLONASS)
Polarization	RHCP
Antenna element peak gain	1.5 dBic (GPS) 1.5 dBic (GLONASS)
Axial Ratio	0.5 dB (typical) / 1 dB (max)
VSWR	1.5 (max)
Impedance	50 Ohm
Operating temp.	from -40°C to 85°C
RF connector	SMA

### Applications

- Vehicle and fleet tracking
- Military & security
- Asset tracking
- Oil & gas industries
- Navigation devices
- Mining equipment
- LBS & M2M applications
- Handheld devices
- Law enforcement

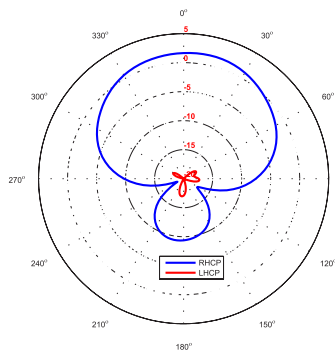
### GPS Band Typical Performance

Parameter	Design Specifications
Antenna element peak gain	1.5 dBic (typical)
Efficiency	40% (typical)
Axial Ratio (@ Zenith)	0.5 dB (max)

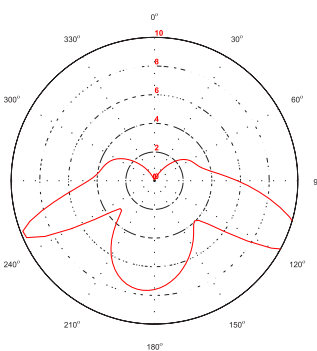
### GLONASS Band Typical Performance

Parameter	Design Specifications
Antenna element peak gain	1.5 dBic (typical)
Efficiency	40% (typical)
Axial Ratio (@ Zenith)	0.5 dB (max)

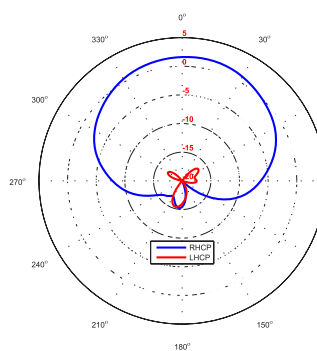
GPS RHCP Gain



GPS Axial Ratio



GLONASS RHCP Gain



GLONASS Axial Ratio

